



Wagga Iron

"Medium Column" Pro-Forma

Create your own Column using the Column Design Pro-Forma

The Wagga Iron Foundry now offers you the ability to create your own personalised design from our extensive range of pattern elements. These include a range of Shafts, Capitals, Bases both long and short, Imposts with decorative Decals and baluster knots for handrail attachment.

Over the years The Wagga Iron Foundry has been involved in Heritage restoration projects involving the manufacture of pattern reproductions to match existing plans or existing columns. If you have to reproduce any exclusive pattern work we will consult with you regarding our ability to supply.


Please note:

- All column Shafts whether plain or fluted are tapered
- Imposts available with Cap or Lugs
- All pattern work for a cast iron column is prepared on a pattern board as to the length measurements specified by the Customer / Builder / Architect.
- All components are cast in one operation.
- In order to achieve any height differences due to inconsistencies in the site elevation, the base pattern slides over the shaft so small adjustments can be catered for. All other components are fixed onto the pattern board.
- Custom designs for bases, capitals are available if an original is supplied in order that a pattern can be created at the customer's expense.
- Medium Columns are made cored, ie hollow with a wall thickness of 15 mm
- The base can be fixed internally using a concealed collared base plates or external lugs

Ref No	Column Style/ size	Height above floor		Shaft Dia mm		Max shaft length	Impost width	Est. weight	
	<i>Round.</i>	Total	to Capital	top	base	mm	mm	note	kg/m
Fluted/plain									
1	Med	as given overleaf		110	124	2700	90	cored	36
2	Heavy	"	"	124	165	2700	100-120	cored	58
3	Light	"	"	90	102	2700	75-80	solid	54

Medium Column Options

SHAFT OPTIONS



Fluted Med. Shaft	Base Dia	Top Dia	Max Length
12 wide flutes with collared ring	125 mm	110 mm	2750 mm



<u>Plain Med Shaft</u>	<u>Base Dia</u>	<u>Top Dia</u>	<u>Max Length</u>
With collared ring	125mm	110mm	2750 mm



<u>Collar Extension - Option 1</u>	<u>Diameter</u>	<u>Length</u>
for Plain Medium Shaft	125 mm	237 mm



<u>Grape Vine Twist - Option 2</u>	<u>Max Length</u>
Grape Vine overlay single twist for Plain Medium Shaft ## Requires long Base configuration, note max length of Grape pattern	1500 mm

BASES: for Medium Plain or Fluted Columns

Long Bases (## are suitable for Grapevine twist - Option 2, Plain Shaft)



12A Long
Octagonal Base,
225mm at base
1070mm tall
Suitable for
handrail attachment



14A Long
Octagonal Base
210 mm at base
1120 mm tall



17A Long
Base
210 mm wide
1155 mm tall



21A Long
Octagonal base
215 mm wide
1000 -1100 mm ht

Short Bases: (are not suitable for Grape Vine twist Option 2 due to length)

Baluster Knots can be used where Short bases are part of the pattern design.



10A Short
Octagonal Base
200 mm wide
250 mm Ht



18A Short
Round base
190 mm dia
370 mm Ht

CAPITALS: for Medium Columns

“suit both plain and fluted Medium shafts”

Corinthian Capitals:



10A

Capital Design	Dia mm	Height	Width
10A	110 mm	190 mm	185 x 185 mm



13A

Capital Design	Dia mm	Height	Width
13A	110 mm	220 mm	220 x 220 mm

Doric Capitals:



12A

Capital Design	Dia mm	Height	Width
12A	115 mm	145 mm	200 x 200 mm

IMPOSTS

Imposts are the long square section that extends above the Capital to attach the Frieze corner brackets. Imposts can be finished with a Cap or Lugs. See photo below Rt side.

Impost Styles: are approximately 90 x 90mm square x Length required



1

**Square Impost
With bevelled cap
(& Decal No 3)**



2

**Square Impost with
Chamfered edges
And plain cap**



3

**Square Impost
with Lugs only
(& Decal No 6)**



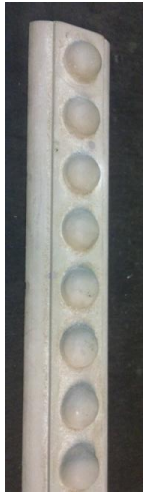
Photo of Capital, Impost
and Corner Frieze

Decal Strips:

Decal strips are fixed to the Impost prior to casting for that decorative addition. The decal strips below are suitable for Medium Imposts approximate size of 90 x 90mm x height required to suit Frieze corner brackets.

Decals can be set on the imposts facing front and back, front only or at right angles for corner posts when casting the column.

Decals designs to suit Imposts



Decal 4
Intermittent half domes
725 x 42 mm



Decal 5
Medium Pyramids
500 x 35 mm



Decal 6
Medium Pyramids with
Zig Zag edges
500 x 60 mm



Decal 7
Large Pyramids
700 x 50 mm



Decal 8
Barley Twist
600 x 25 mm

Baluster Knots:

Baluster knots are suitable for plain or fluted shafts where a **short base** is used. A Baluster knot is for the attachment of hand rail fixtures for balconies at 1000mm above floor level. The Rosette is pinned on opposite sides of baluster knot for decoration.



Eg of baluster knot for attaching handrail at the 1000 mm centre as per Council Building Regulations

Baluster Knot 5 – Size 125 x 132 x 132mm

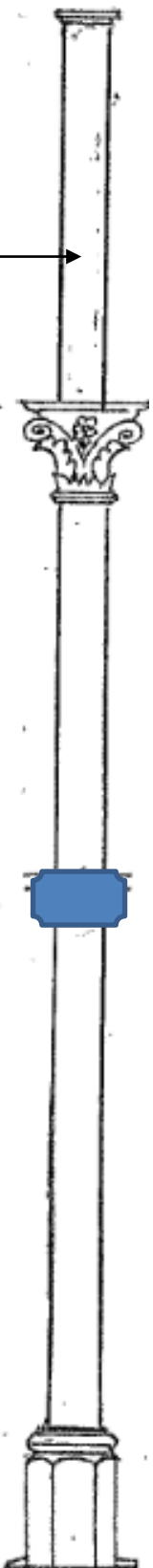



Rosette detail



Customer Design selection sheet for Medium Column

Just pick your style and start building to create your personalised column

<div>Cap</div>	→		<div>Cap on Impost Y / N</div>
<div>Impost Style</div>	→		<div>Impost Style No:</div>
<div>Decal Design</div>	→		<div>Decal Style No:</div>
<div>Capital</div>	→		<div>Capital Style No:</div>
<div>Options Plain Shaft Collar Extension Option 1 OR Grape Vine Twist Option 2#</div>			<div>Specify Options If required</div>
<div>Baluster knot</div>	→		<div>Baluster Knot Y / N</div>
<div>Shaft</div>	→		<div>Plain OR Fluted</div>
<div>Base</div>	→		<div>Base Style No:</div>
<div>Lugs</div>	→		<div>Lugs Y / N</div> <div>OR Base Plate Y / N</div>

Overall Ht of column =
Ht of Impost mm =
Qty required =

Dear Customer,

Once you have made your selections for your column design please forward through a copy of your Selection Sheet. From there we have sufficient details to provide you with a quotation for your project. Feel free to contact us to discuss any design details or question arising from your selection. When your combination of pattern components has been decided upon we can lay out the pattern for your final approval of your column design.


We have a pattern maker on site that can make custom length Imposts to suit your requirements if required. This is dependent on the height of the frieze panel if required. Please refer to our web catalogues for Friezes and Balusters.

Please, also discuss with our sales team the methods for fixing columns to veranda floors and bearers so that lugs can be cast on the column bases or Imposts if required. The foundry can supply a base plate (discrete collared base plate) for securing the column in preference to lugs if required at a cost. See photo below.


Regards
The Sales Team

Photo Collection:

Attachment of Frieze and Impost
with lugs to a corner post



Discrete Collared Base plate
for installation of the
Column base to the floor



Lamp post with ladder rack
Using a Medium Fluted
Column and 12A base



Med Column with
21A base in situ