



# Wagga Iron

## “Heavy Column” Pro-Forma

### *Create your own Column using the Column Design Pro-Forma*

The Wagga Iron Foundry now offers you the ability to create your own personalised design from our extensive range of pattern elements. These include a range of Shafts, Capitals, Bases both long and short, Imposts with decorative Decals and baluster knots for handrail attachment.

Over the years The Wagga Iron Foundry has been involved in Heritage restoration projects involving the manufacture of pattern reproductions to match existing plans or existing columns. If you have to reproduce any exclusive pattern work we will consult with you regarding our ability to supply.

Please note:

- All column Shafts whether plain or fluted are tapered
- Imposts are available with Cap and / or Lugs
- All pattern work for a cast iron column is prepared on a pattern board as to the length measurements specified by the Customer / Builder / Architect.
- All components are cast in one operation.
- In order to achieve any height differences due to inconsistencies in the site elevation the base pattern slides over the shaft so small adjustments can be catered for. All other components are fixed onto the pattern board.
- Custom designs for bases, capitals are available if an original is supplied in order that a pattern can be created at the customer's expense.
- Heavy Columns are made cored, ie hollow and the wall thickness is approx. 20mm
- The base can be fixed internally using a concealed collared base plate or external lugs.
- All castings are primed with a quality etch primer.

Ref No	Column Style/ size	Height above floor		Shaft Dia mm		Max shaft length	Impost width	Est. weight	
	<i>Round.</i>	Total	to Capital	top	base	mm	mm	note	kg/m
	<b>Fluted/plain</b>								
1	<b>Med</b>	as given overleaf		110	124	2700	90	cored	36
2	<b>Heavy</b>	"	"	124	165	2700	100-120	cored	58
3	<b>Light</b>	"	"	90	102	2700	75-80	solid	54

## *Heavy Column Options*

### OPTIONS:

#### SHAFT



**Heavy  
Fluted**

<b>Heavy Fluted Shaft 12 flat flutes</b>		
Base Diameter	Top shaft diameter	Max Length
165 mm	124 mm	2700 mm

Base Diameter	Top shaft diameter	Max Length
165 mm	124 mm	2700 mm



**Plain**

<b>Heavy Plain Shaft with collar</b>		
Base Diameter	Top shaft diameter	Max Length
165 mm	124 mm	2700 mm

Base Diameter	Top shaft diameter	Max Length
165 mm	124 mm	2700 mm

**BASES:    Suitable for Heavy Columns**



<b>7A Short Octagonal base Heavy Plain / Fluted shafts</b>		
Diameter	Base Width	Overall Height
165 mm	260 mm	250 mm



<b>24A Long Octagonal base Heavy Plain / Fluted shafts</b>		
Diameter	Base Width	Max Length
165 mm	240 mm	670 mm

**CAPITALS: Corinthian and Doric Capitals for Heavy column shafts both plain and fluted**



Corinthian Capital 1A Heavy			
Diameter	Height	Width	Notes
125 mm	290 mm	280 x 280 mm	Collar included



Corinthian Capital 2A Heavy			
Diameter	Height	Width	Notes
130 mm	280 mm	275 x 275 mm	No collar



Corinthian Capital 3A Heavy			
Diameter	Height	Width	Notes
140 mm	235 mm	225 x 225 mm	Collar included



Corinthian Capital 5A Heavy			
Diameter	Height	Width	Notes
125 mm	220 mm	190 x 190 mm	Collar included



Doric Capital 15 A Heavy			
Diameter	Height	Width	Notes
140 mm	185 mm	230 x 230 mm	Collar

## **IMPOSTS:**     Impost Styles

1



### **Impost No 1**

Square Impost  
With bevelled cap  
(& Decal No 3)

2



### **Impost No 2**

Square Impost with  
Chamfered edges  
And plain cap

3



### **Impost No 3**

Impost with Lugs  
( no Cap )

## **Examples of Custom Imposts for Heavy columns**



Square Impost with cap and  
bead trim  
110 x 110 mm Impost section.  
**Custom made 4**



Square Impost, Chamfered edge  
and matching cap  
95 x 95 mm Impost section  
Decal 7 recessed  
**Custom made 5**



Double Square Impost suits  
Key frieze and corners  
115 x 115 mm x length  
Caps 167 x 167 mm  
**Custom made 6**

## **Decal Strips:**

Suitable for Heavy Imposts approx size 110 x 110 mm x ht required to suit Frieze.  
Decals can be set front and back, front or at right angles for corners on the Impost when casting the column.

### **Decals designs to suit Heavy Columns/ Impost**

**4**



#### **Decal No 4**

Intermittent half domes  
725 x 42 mm

**6**



#### **Decal No 6**

Med Pyramid Zig Zag edges  
500 x 60 mm

**7**

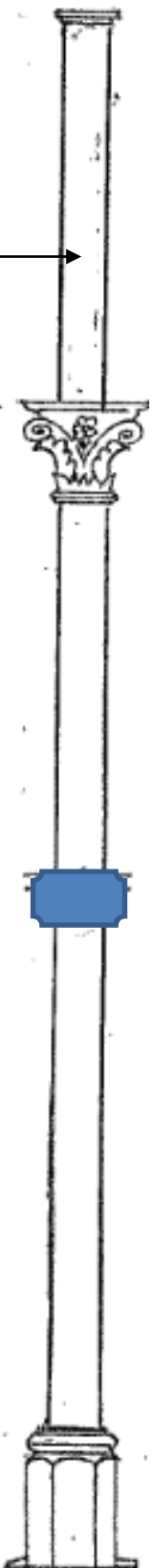



#### **Decal No 7**

Large Pyramids  
700 x 50 mm

## Customer Design selection sheet for Medium Column

Just pick your style and start building to create your personalised column

<div>Cap</div>	→		<div>Cap on Impost Y / N</div>	
<div>Impost Style</div>	→		<div>Impost Style No:</div>	
<div>Decal Design</div>	→		<div>Decal Style No:</div>	
<div>Capital</div>	→		<div>Capital Style No:</div>	
<div>Baluster knot</div>	→		<div>Baluster Knot Y / N</div>	
<div>Shaft</div>	→		<div>Plain OR Fluted</div>	
<div>Base</div>	→		<div>Base Style No:</div>	
<div>Lugs</div>	→		<div>Lugs Y / N</div>	<div>OR Base Plate Y / N</div>

Overall Ht of column =  
Ht of Impost mm =  
Qty required =



Dear Customer,

Once you have made your selections for your column design please forward through a copy of your Selection Sheet. From there we have sufficient details to provide you with a quotation for your project. Feel free to contact us to discuss any design details or question arising from your selection. When your combination of pattern components has been decided upon we can lay out the pattern for your final approval of your column design.


We have a pattern maker on site that can make custom length Imposts to suit your requirements if required. This is dependent on the height of the frieze panel if required. Please refer to our web catalogues for Friezes and Balusters.

Please, also discuss with our sales team the methods for fixing columns to veranda floors and bearers so that lugs can be cast on the column bases or Imposts if required. The foundry can supply a base plate (a discrete collared base plate ) for securing the column in preference to lugs if required at a cost. See photo below.


Regards  
The Sales Team

### **Photo Collection:**

Attachment of Frieze and Impost  
with lugs to a corner post



Discrete Collared Base plate  
for installation of the  
Column base to the floor



Lamp post with ladder  
Rack using a Medium  
Fluted column and Base 12A



Med Column with  
21A base in situ